

Alphabet Cartoon Characters

Letter Memorizing Sheets

1st Step in Learning to Read

Research from the National Institute of Health recently stated that one of the best predictors of future reading success was having the names of the alphabet letters memorized. This should be no surprise. If the name of the letter is memorized by the child, then memorization of the sound is right around the corner. In fact, the sound made by most letter names can be heard when you say the letter name. This could be either at the beginning of the letter name (b – d – j – k – p – t – v – z) or heard at the end of the letter name (f – l – m – n – r – s – x). This is one reason why it makes sense to learn the letter names before learning the letter sound or at least at the same time. Memorization of any new material is accelerated greatly if the information being given is viewed by a child as “fun” – “humorous” – or “unique.” Our 26 Alphabet Letter Characters qualify on all three counts.

HOW TO USE THE ALPHABET LETTER SHEETS

There are several ways you can use the alphabet letter sheets:

- 1) Place all the letters on a wall in the classroom or (for home school parents) place 4 or 5 along the wall in the child’s bedroom or “living room.” Classroom teachers should put the uppercase letters on one wall and the lowercase letters on another wall.
- 2) If you like to place extra emphasis on one alphabet letter per week (*which can be advantageous in a public school Kindergarten class*), then print out 4 or 5 additional copies of the week’s letter sheet and place in strategic locations around the class and school (i.e. even the kindergarten lunchroom area).
- 3) For additional practice with the alphabet letter, try our alphabet letter writing activity that has a black and white version of each cartoon character for coloring. An excellent morning “desk-work” assignment could be to have students color the alphabet character and letter as well. If this was a daily assignment for the 5 days in the week you’ll most likely find 99% of your students have a good grasp of the letter name by the end of the week.

A Powerful Game for Teaching the Alphabet Letters

- 1) Using a yardstick as a pointer – teach 3 letters from the list of alphabet cartoon characters on the wall.
- 2) Ask the class to tell you which alphabet cartoon character is on the page of (for example) – letter d. Their answer would be “*Dancing Dinosaur.*”

You can see in this case that we are reminding the student of the letter name – and forcing them to use the skill of searching through the list of letter sheets to match this letter name with the cartoon character.

This is an example of the memorizing trick known as “recognition memory” (remember – you taught them the letter first, and then reminded them of the letter name again). Recognition Memory is extremely effective for the first step in memorizing any new information.

When teaching new information - it is essential that it be introduced in small amounts and practiced repeatedly for enhancing memorization.

Order the complete list of Alphabet Cartoon Characters in our Grade K-4 Program
www.tampareads.com/order/totalpackage/selectall.htm

or from our Kindergarten Only program at
www.tampareads.com/order/kindergarten/selectk.htm

HOW TO PRINT THE ALPHABET LETTER SHEETS

To print the 26 alphabet letter character sheets in this section for PC computers click the <PRINT> icon on the toolbar or click File from the top left of the screen – then click Print.

If you would like to print only 1 letter page you can click on the page you want (to put the cursor on the page) and then select the “Current Page” option from the print options box.

Q



Flat Hat

b



Baseball Bee

C




Cool Cat

d



Dancing Dinosaur

e



Excellent Elephant

f




Friendly Fish

g




Gorilla Girl

h




Hairy Horse



Sid Squid

j




Jolly Jet

k



Kind Kangaroos



Lazy Lion

m



Magic Monster